

UPPER PITTSBORO TOWNSHIP
2017 OFFICIAL PRIMARY ELECTION SAMPLE BALLOT

WARNING: DO NOT WRITE ON VOTING MACHINE BALLOT SCREEN! TO CAST
A PERSONAL CHOICE VOTE, SEE "HOW TO CAST A WRITE-IN VOTE."



Gilda T. Gill
GILDA T. GILL
Salem County Clerk

UPPER PITTSBORO TOWNSHIP
2017 OFFICIAL PRIMARY ELECTION SAMPLE BALLOT

WARNING: DO NOT WRITE ON VOTING MACHINE BALLOT SCREEN! TO CAST
A PERSONAL CHOICE VOTE, SEE "HOW TO CAST A WRITE-IN VOTE."

SCREEN 1
DEMOCRAT

CANDIDATES FOR GOVERNOR OF THE
STATE OF NEW JERSEY
4 YEAR TERM - VOTE FOR ONE

JOHN S. WISNIEWSKI Main Street, Not Wall Street	<input type="radio"/>
JIM JOHNSON The Progressive Leader For All Families	<input type="radio"/>
WILLIAM BRENNAN Progress With Integrity	<input type="radio"/>
RAYMON J. LESNIAK Democrat For Governor	<input type="radio"/>
PHILIP MURPHY Regular Democratic Organization	<input type="radio"/>
MARK ZINNA Let's Rebuild New Jersey Together	<input type="radio"/>
WRITE-IN	<input type="radio"/>

NEW JERSEY ASSEMBLY
2 YEAR TERM - VOTE FOR TWO

JOHN J. BURZICHELLI Regular Democratic Organization	<input type="radio"/>
ADAM TALIAFERRO Regular Democratic Organization	<input type="radio"/>
JOHN KALNAS Democrat	<input type="radio"/>
WRITE-IN	<input type="radio"/>
WRITE-IN	<input type="radio"/>

MALE MEMBER OF THE
NEW JERSEY STATE COMMITTEE
4 YEAR TERM - VOTE FOR ONE

PETER I. VOROS Regular Democratic Organization	<input type="radio"/>
WRITE-IN	<input type="radio"/>

FEMALE MEMBER OF THE
NEW JERSEY STATE COMMITTEE
4 YEAR TERM - VOTE FOR ONE

CAROL WADDINGTON Regular Democratic Organization	<input type="radio"/>
WRITE-IN	<input type="radio"/>

NEW JERSEY SENATE
4 YEAR TERM - VOTE FOR ONE

STEVE SWEENEY Regular Democratic Organization	<input type="radio"/>
WRITE-IN	<input type="radio"/>

Next >

SCREEN 1
REPUBLICAN

CANDIDATES FOR GOVERNOR OF THE
STATE OF NEW JERSEY
4 YEAR TERM - VOTE FOR ONE

JOSEPH R. RULLO Drain The Swamp In Trenton	<input type="radio"/>
JACK CIATTARELLI Salem County Conservative Republicans	<input type="radio"/>
STEVEN RODGERS Renew & Restore New Jersey	<input type="radio"/>
KIM GUADAGNO Regular Republican Party	<input type="radio"/>
HIRSH SINGH New Jersey Regular Republican	<input type="radio"/>
WRITE-IN	<input type="radio"/>

NEW JERSEY ASSEMBLY
2 YEAR TERM - VOTE FOR TWO

PHILIP J. DONOHUE Republican	<input type="radio"/>
LINWOOD H. DONELSON III Republican	<input type="radio"/>
WRITE-IN	<input type="radio"/>
WRITE-IN	<input type="radio"/>

MALE MEMBER OF THE
NEW JERSEY STATE COMMITTEE
4 YEAR TERM - VOTE FOR ONE

MICHAEL M. MULLIGAN Regular Republican Party	<input type="radio"/>
WRITE-IN	<input type="radio"/>

FEMALE MEMBER OF THE
NEW JERSEY STATE COMMITTEE
4 YEAR TERM - VOTE FOR ONE

JOAN MELINO Regular Republican Party	<input type="radio"/>
WRITE-IN	<input type="radio"/>

NEW JERSEY SENATE
4 YEAR TERM - VOTE FOR ONE

FRAN GRENIER Republican	<input type="radio"/>
WRITE-IN	<input type="radio"/>

Next >

SCREEN 2
DEMOCRAT

MEMBERS OF BOARD OF
CHOSEN FREEHOLDERS
3 YEAR TERM - VOTE FOR ONE

CHARLES V. HASSLER Regular Democratic Organization	<input type="radio"/>
WRITE-IN	<input type="radio"/>

UPPER PITTSBORO
TOWNSHIP COMMITTEE
3 YEAR TERM - VOTE FOR TWO

NO PETITION FILED	
NO PETITION FILED	
WRITE-IN	<input type="radio"/>
WRITE-IN	<input type="radio"/>

MEMBERS OF BOARD OF
CHOSEN FREEHOLDERS
2 YEAR UNEXPIRED TERM - VOTE FOR ONE

JESSE STEMBERGER Regular Democrat Organization	<input type="radio"/>
WRITE-IN	<input type="radio"/>

Back <

SCREEN 2
REPUBLICAN

MEMBERS OF BOARD OF
CHOSEN FREEHOLDERS
3 YEAR TERM - VOTE FOR ONE

BOB VANDERSLICE Salem County Republicans	<input type="radio"/>
WRITE-IN	<input type="radio"/>

UPPER PITTSBORO
TOWNSHIP COMMITTEE
3 YEAR TERM - VOTE FOR TWO

EDWARD MESCHI Republican Party	<input type="radio"/>
DAVID A. ZECK Republican Party	<input type="radio"/>
WRITE-IN	<input type="radio"/>
WRITE-IN	<input type="radio"/>

MEMBERS OF BOARD OF
CHOSEN FREEHOLDERS
2 YEAR UNEXPIRED TERM - VOTE FOR ONE

R. SCOTT GRISCOM Salem County Republicans	<input type="radio"/>
WRITE-IN	<input type="radio"/>

Back <

Touch Here To Cast Your Ballot

PRIMARY ELECTION
Vote June 6th!
Polls Open 6 a.m. to 8:00 p.m.
HOW TO CAST A WRITE-IN VOTE

- STEP 1. Press the "Write-In" button.
STEP 2. An on-screen keyboard appears. Type the name by pressing the buttons on the keyboard. You cannot Write-In any name of a person whose name is already printed on the ballot for the same office.
STEP 3. When you are finished, press the OK button. After pressing OK, you are automatically returned to the ballot. To cancel the Write-In, simply press the checkmark, the checkmark will disappear and a new choice can be made.

NOTE: Press backspace key (←) at top right of keyboard to make corrections.

IF NOT DONE PROPERLY, YOUR WRITE-IN VOTE WILL BE VOID
AND NOT COUNTED. PLEASE ASK IF YOU HAVE ANY QUESTIONS.

WRITE-IN KEYBOARD

[Empty Input Field]												
1	2	3	4	5	6	7	8	9	0	-	←	
Q	W	E	R	T	Y	U	I	O	P	/		
A	S	D	F	G	H	J	K	L	'			
Z	X	C	V	B	N	M	,	.				
SPACE											Cancel	OK

OFFICIAL PRIMARY ELECTION SAMPLE BALLOT

GILDA T. GILL
Salem County Clerk

Salem County, New Jersey

June 6, 2017

Polls Open 6:00 am to 8:00 pm

THIS BALLOT CANNOT BE VOTED. IT IS A SAMPLE COPY OF THE OFFICIAL BALLOT TO BE USED ON ELECTION DAY. YOU MAY TAKE THIS SAMPLE BALLOT WITH YOU INTO THE VOTING BOOTH.

ADDITIONAL VOTER INFORMATION WILL BE AVAILABLE IN ALL VOTING LOCATIONS.

HOW TO CAST YOUR VOTES

STEP 1

Insert the Voter Card given to you by a poll worker into the yellow-framed slot on the front of the machine.

STEP 2

The first page of the official ballot will appear on the screen.

STEP 3

To vote for candidates on this ballot, press the circle to the right of your choices. A green checkmark will appear in the circle. (To change a selection, press the checkmark. The checkmark will disappear and a new choice can be made.)

To continue through the ballot, press the **NEXT** arrow in the lower right corner of the screen. The next page of the ballot will be displayed. To review previous pages, press the **BACK** arrow in the lower left corner of the screen.

To review all selections made, press the **REVIEW** button. All of your selections will be displayed. To make a change, press the desired item. The corresponding ballot page will be displayed. Make the necessary changes and press the **RETURN** button to continue.

To vote for a person whose name does NOT appear on this ballot, see **HOW TO CAST A WRITE-IN VOTE** INSTRUCTIONS.

After you have finished making and reviewing all of your choices, press the **DONE** arrow in the lower right corner of the screen on the final page of the ballot.

STEP 4

After pressing the **DONE** arrow, the **CAST BALLOT** screen appears. Press the **TOUCH HERE TO CAST YOUR BALLOT** button to finish voting.

STEP 5

The voter card will pop out of the yellow framed slot in front of the machine and the **Thank You** Screen will appear. Remove the card and return it to the poll worker.

SALEM COUNTY BOARD OF ELECTIONS

110 FIFTH STREET
SALEM, NJ 08079

Return Service Requested

PLEASE NOTE THE LOCATION OF YOUR POLLING PLACE BEFORE DISCARDING THIS SAMPLE BALLOT.
FAVOR DE NOTAR LA LOCALIDAD DE SU SITIO DE VOTACION ANTES DE DESECHAR ESTA BOLETA DE NUESTRA.

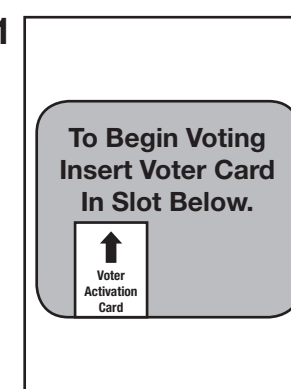


NON-PROFIT ORG.
U.S. POSTAGE
PAID
PERMIT NO. 1
NEW BRUNSWICK, NJ

OFFICIAL PRIMARY ELECTION SAMPLE BALLOT
Tuesday, June 6, 2017


THE VOTING PROCESS

STEP 1




The voter inserts card into the **Yellow Slot** in the front of the machine.

STEP 2



The first page of voter's ballot will appear on screen.

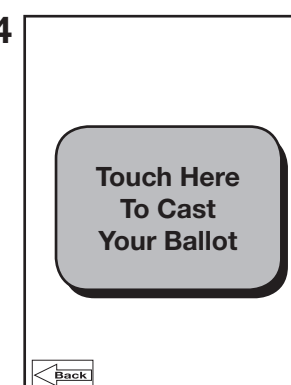
STEP 3



The voter makes a selection by pressing the circle to the right of his/her choice. A green checkmark will appear in the circle. (To change a selection, the voter presses the checkmark. The checkmark will disappear and a new choice can be made.) To continue through the ballot, press the **NEXT** arrow in the lower right corner of the screen.

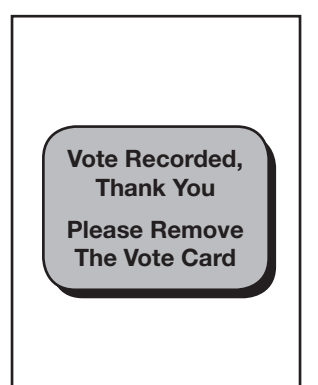
After the voter has finished making and reviewing all of the choices, the voter presses the "DONE" arrow in the lower right corner of the screen.

STEP 4



After pressing the "DONE" arrow the "CAST BALLOT" screen appears, the Voter presses "CAST BALLOT" to finish voting.

STEP 5



The voter card will pop out and the screen above will appear. The voter should remove the card and return it to a poll worker.