

ELMER BOROUGH
2017 OFFICIAL PRIMARY ELECTION SAMPLE BALLOT

WARNING: DO NOT WRITE ON VOTING MACHINE BALLOT SCREEN! TO CAST
A PERSONAL CHOICE VOTE, SEE "HOW TO CAST A WRITE-IN VOTE."



Gilda T. Gill
GILDA T. GILL
Salem County Clerk

ELMER BOROUGH
2017 OFFICIAL PRIMARY ELECTION SAMPLE BALLOT

WARNING: DO NOT WRITE ON VOTING MACHINE BALLOT SCREEN! TO CAST
A PERSONAL CHOICE VOTE, SEE "HOW TO CAST A WRITE-IN VOTE."

SCREEN 1
DEMOCRAT

CANDIDATES FOR GOVERNOR OF THE
STATE OF NEW JERSEY
4 YEAR TERM - VOTE FOR ONE

- JOHN S. WISNIEWSKI
Main Street, Not Wall Street
- JIM JOHNSON
The Progressive Leader For All Families
- WILLIAM BRENNAN
Progress With Integrity
- RAYMON J. LESNIAK
Democrat For Governor
- PHILIP MURPHY
Regular Democratic Organization
- MARK ZINNA
Let's Rebuild New Jersey Together
- WRITE-IN

NEW JERSEY ASSEMBLY
2 YEAR TERM - VOTE FOR TWO

- JOHN J. BURZICHELLI
Regular Democratic Organization
- ADAM TALIAFERRO
Regular Democratic Organization
- JOHN KALNAS
Democrat
- WRITE-IN
- WRITE-IN

MALE MEMBER OF THE
NEW JERSEY STATE COMMITTEE
4 YEAR TERM - VOTE FOR ONE

- PETER I. VOROS
Regular Democratic Organization
- WRITE-IN

NEW JERSEY SENATE
4 YEAR TERM - VOTE FOR ONE

- STEVE SWEENEY
Regular Democratic Organization
- WRITE-IN

FEMALE MEMBER OF THE
NEW JERSEY STATE COMMITTEE
4 YEAR TERM - VOTE FOR ONE

- CAROL WADDINGTON
Regular Democratic Organization
- WRITE-IN

Next >

SCREEN 1
REPUBLICAN

CANDIDATES FOR GOVERNOR OF THE
STATE OF NEW JERSEY
4 YEAR TERM - VOTE FOR ONE

- JOSEPH R. RULLO
Drain The Swamp In Trenton
- JACK CIATTARELLI
Salem County Conservative Republicans
- STEVEN RODGERS
Renew & Restore New Jersey
- KIM GUADAGNO
Regular Republican Party
- HIRSH SINGH
New Jersey Regular Republican
- WRITE-IN

NEW JERSEY ASSEMBLY
2 YEAR TERM - VOTE FOR TWO

- PHILIP J. DONOHUE
Republican
- LINWOOD H. DONELSON III
Republican
- WRITE-IN
- WRITE-IN

MALE MEMBER OF THE
NEW JERSEY STATE COMMITTEE
4 YEAR TERM - VOTE FOR ONE

- MICHAEL M. MULLIGAN
Regular Republican Party
- WRITE-IN

NEW JERSEY SENATE
4 YEAR TERM - VOTE FOR ONE

- FRAN GRENIER
Republican
- WRITE-IN

FEMALE MEMBER OF THE
NEW JERSEY STATE COMMITTEE
4 YEAR TERM - VOTE FOR ONE

- JOAN MELINO
Regular Republican Party
- WRITE-IN

Next >

SCREEN 2
DEMOCRAT

MEMBERS OF BOARD OF
CHOSEN FREEHOLDERS
3 YEAR TERM - VOTE FOR ONE

- CHARLES V. HASSLER
Regular Democratic Organization
- WRITE-IN

ELMER BOROUGH COUNCIL
3 YEAR TERM - VOTE FOR TWO

- NO PETITION FILED
- NO PETITION FILED
- WRITE-IN
- WRITE-IN

MEMBERS OF BOARD OF
CHOSEN FREEHOLDERS
2 YEAR UNEXPIRED TERM - VOTE FOR ONE

- JESSE STEMBERGER
Regular Democrat Organization
- WRITE-IN

Back <

SCREEN 2
REPUBLICAN

MEMBERS OF BOARD OF
CHOSEN FREEHOLDERS
3 YEAR TERM - VOTE FOR ONE

- BOB VANDERSLICE
Salem County Republicans
- WRITE-IN

ELMER BOROUGH COUNCIL
3 YEAR TERM - VOTE FOR TWO

- R. MATTHEW RICHARDS
Regular Republican Organization
- CYNTHIA L. NOLAN
Regular Republican Organization
- WRITE-IN
- WRITE-IN

MEMBERS OF BOARD OF
CHOSEN FREEHOLDERS
2 YEAR UNEXPIRED TERM - VOTE FOR ONE

- R. SCOTT GRISCOM
Salem County Republicans
- WRITE-IN

Back <

Touch Here To Cast Your Ballot

PRIMARY ELECTION
Vote June 6th!
Polls Open 6 a.m. to 8:00 p.m.
HOW TO CAST A WRITE-IN VOTE

- STEP 1. Press the "Write-In" button.
- STEP 2. An on-screen keyboard appears. Type the name by pressing the buttons on the keyboard. You cannot Write-In any name of a person whose name is already printed on the ballot for the same office.
- STEP 3. When you are finished, press the OK button. After pressing OK, you are automatically returned to the ballot. To cancel the Write-In, simply press the checkmark, the checkmark will disappear and a new choice can be made.

NOTE: Press backspace key (←) at top right of keyboard to make corrections.

IF NOT DONE PROPERLY, YOUR WRITE-IN VOTE WILL BE VOID
AND NOT COUNTED. PLEASE ASK IF YOU HAVE ANY QUESTIONS.

WRITE-IN KEYBOARD

1	2	3	4	5	6	7	8	9	0	-	←
Q	W	E	R	T	Y	U	I	O	P	/	
A	S	D	F	G	H	J	K	L	'		
Z	X	C	V	B	N	M	,	.			
SPACE											

Cancel
OK

OFFICIAL PRIMARY ELECTION SAMPLE BALLOT

GILDA T. GILL
Salem County Clerk

Salem County, New Jersey

June 6, 2017

Polls Open 6:00 am to 8:00 pm

THIS BALLOT CANNOT BE VOTED. IT IS A SAMPLE COPY OF THE OFFICIAL BALLOT TO BE USED ON ELECTION DAY. YOU MAY TAKE THIS SAMPLE BALLOT WITH YOU INTO THE VOTING BOOTH.

ADDITIONAL VOTER INFORMATION WILL BE AVAILABLE IN ALL VOTING LOCATIONS.

HOW TO CAST YOUR VOTES

STEP 1

Insert the Voter Card given to you by a poll worker into the yellow-framed slot on the front of the machine.

STEP 2

The first page of the official ballot will appear on the screen.

STEP 3

To vote for candidates on this ballot, press the circle to the right of your choices. A green checkmark will appear in the circle. (To change a selection, press the checkmark. The checkmark will disappear and a new choice can be made.)

To continue through the ballot, press the **NEXT** arrow in the lower right corner of the screen. The next page of the ballot will be displayed. To review previous pages, press the **BACK** arrow in the lower left corner of the screen.

To review all selections made, press the **REVIEW** button. All of your selections will be displayed. To make a change, press the desired item. The corresponding ballot page will be displayed. Make the necessary changes and press the **RETURN** button to continue.

To vote for a person whose name does NOT appear on this ballot, see **HOW TO CAST A WRITE-IN VOTE** INSTRUCTIONS.

After you have finished making and reviewing all of your choices, press the **DONE** arrow in the lower right corner of the screen on the final page of the ballot.

STEP 4

After pressing the **DONE** arrow, the **CAST BALLOT** screen appears. Press the **TOUCH HERE TO CAST YOUR BALLOT** button to finish voting.

STEP 5

The voter card will pop out of the yellow framed slot in front of the machine and the **Thank You** Screen will appear. Remove the card and return it to the poll worker.

SALEM COUNTY BOARD OF ELECTIONS

110 FIFTH STREET
SALEM, NJ 08079

Return Service Requested

PLEASE NOTE THE LOCATION OF YOUR POLLING PLACE BEFORE DISCARDING THIS SAMPLE BALLOT.
FAVOR DE NOTAR LA LOCALIDAD DE SU SITIO DE VOTACION ANTES DE DESECHAR ESTA BOLETA DE NUESTRA.

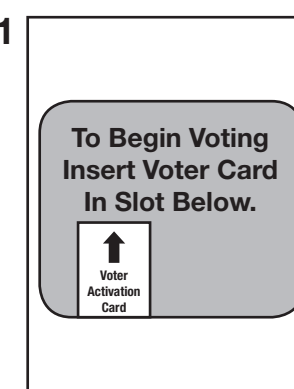


NON-PROFIT ORG.
U.S. POSTAGE
PAID
PERMIT NO. 1
NEW BRUNSWICK, NJ

OFFICIAL PRIMARY ELECTION SAMPLE BALLOT
Tuesday, June 6, 2017


THE VOTING PROCESS

STEP 1




The voter inserts card into the **Yellow Slot** in the front of the machine.

STEP 2



The first page of voter's ballot will appear on screen.

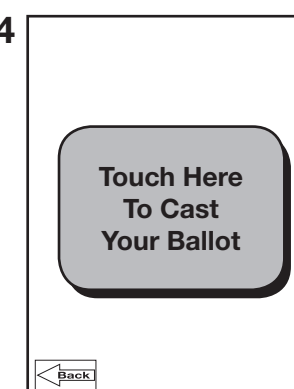
STEP 3



The voter makes a selection by pressing the circle to the right of his/her choice. A green checkmark will appear in the circle. (To change a selection, the voter presses the checkmark. The checkmark will disappear and a new choice can be made.) To continue through the ballot, press the **NEXT** arrow in the lower right corner of the screen.

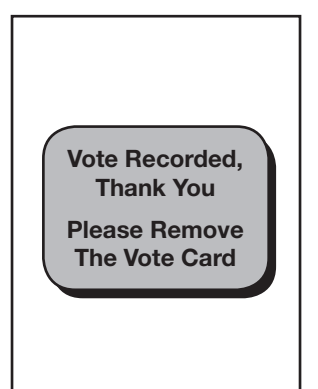
After the voter has finished making and reviewing all of the choices, the voter presses the "DONE" arrow in the lower right corner of the screen.

STEP 4



After pressing the "DONE" arrow the "CAST BALLOT" screen appears, the Voter presses "CAST BALLOT" to finish voting.

STEP 5



The voter card will pop out and the screen above will appear. The voter should remove the card and return it to a poll worker.