



**SCREEN 1**

UNITED STATES SENATE 6 YEAR TERM - VOTE FOR ONE	UNITED STATES HOUSE OF REPRESENTATIVES CONGRESSIONAL DISTRICT 2 2 YEAR TERM - VOTE FOR ONE
ROBERT MENENDEZ Democratic Party <input type="radio"/>	JEFF VAN DREW Democratic Party <input type="radio"/>
BOB HUGIN Republican Party <input type="radio"/>	SETH GROSSMAN Republican Party <input type="radio"/>
MADELYN R. HOFFMAN Green Party <input type="radio"/>	STEVEN FENICHEL Time for Truth <input type="radio"/>
KEVIN KIMPLE Make It Simple <input type="radio"/>	JOHN ORDILLE Libertarian Party <input type="radio"/>
NATALIE LYNN RIVERA For The People <input type="radio"/>	ANTHONY PARISI SANCHEZ Cannot Be Bought <input type="radio"/>
MURRAY SABRIN Libertarian Party <input type="radio"/>	WILLIAM R. BENFER Bringing Back Manufacturing <input type="radio"/>
HANK SCHROEDER Economic Growth <input type="radio"/>	WRITE-IN <input type="radio"/>
TRICIA FLANAGAN New Day NJ <input type="radio"/>	
WRITE-IN <input type="radio"/>	

Next >

**SCREEN 3**

LOWER ALLOWAYS CREEK TOWNSHIP BOARD OF EDUCATION 3 YEAR TERM - VOTE FOR THREE	LOWER ALLOWAYS CREEK TOWNSHIP BOARD OF EDUCATION 1 YEAR UNEXPIRED TERM - VOTE FOR ONE
GAIL B. DONELSON <input type="radio"/>	JENNI R. EBER <input type="radio"/>
WALTER A. SHEETS <input type="radio"/>	WRITE-IN <input type="radio"/>
LAURA TICE CRANE <input type="radio"/>	
WRITE-IN <input type="radio"/>	
WRITE-IN <input type="radio"/>	
WRITE-IN <input type="radio"/>	

Back <

Next >

**SCREEN 2**

SALEM COUNTY SHERIFF 3 YEAR TERM - VOTE FOR ONE	LOWER ALLOWAYS CREEK TOWNSHIP COMMITTEE 3 YEAR TERM - VOTE FOR TWO
BOB GANT Democratic Party <input type="radio"/>	TIMOTHY W. BRADWAY Democratic Party <input type="radio"/>
CHUCK MILLER Republican Party <input type="radio"/>	NO NOMINATION MADE Democratic Party <input type="radio"/>
WRITE-IN <input type="radio"/>	ELLEN B. POMPPER Republican Party <input type="radio"/>
MEMBER OF BOARD OF CHOSEN FREEHOLDERS 3 YEAR TERM - VOTE FOR TWO	NO NOMINATION MADE Republican Party <input type="radio"/>
MELISSA DeCASTRO Democratic Party <input type="radio"/>	WRITE-IN <input type="radio"/>
JESSE STEMBERGER Democratic Party <input type="radio"/>	WRITE-IN <input type="radio"/>
BEN LAURY Republican Party <input type="radio"/>	
MICKEY OSTRUM Republican Party <input type="radio"/>	
KEN JAMES Independent Party <input type="radio"/>	
WRITE-IN <input type="radio"/>	
WRITE-IN <input type="radio"/>	

Back <

Next >

**SCREEN 4**

**PUBLIC QUESTION #1**  
**SECURING OUR CHILDREN'S FUTURE BOND ACT**

Do you approve the "Securing Our Children's Future Bond Act"? This bond act authorizes the State to issue bonds in the aggregate principal amount of \$500 million. The money from the sale of the bonds would be used to provide grants to schools, school districts, county vocational school districts, and county colleges. Money from the grants would be used to build, equip, and expand facilities to increase career and technical education program capacity. Money would also be used for school security upgrades and school district water infrastructure improvement projects.

**INTERPRETIVE STATEMENT**

This act would allow the State to borrow a total principal amount of \$500 million. This money would be used to provide grants to county vocational school districts and county colleges to construct and equip buildings to increase capacity in career and technical education programs. The money would also be used to provide grants for school security projects at kindergarten through grade 12 schools. The money would also be used to provide grants for school district water infrastructure improvement projects. Three hundred fifty million dollars would support county vocational school district projects and school security projects. Fifty million dollars would support county college projects. One hundred million dollars would support school district water infrastructure improvement projects.

YES

NO

Back <

Touch Here To Cast Your Ballot

**GENERAL ELECTION**

*Vote November 6th!*

**Polls Open 6 a.m. to 8:00 p.m.**

**HOW TO CAST A WRITE-IN VOTE**

- STEP 1.** Press the "Write-In" button.
- STEP 2.** An on-screen keyboard appears. Type the name by pressing the buttons on the keyboard. You cannot Write-In any name of a person whose name is already printed on the ballot for the same office.
- STEP 3.** When you are finished, press the OK button. After pressing OK, you are automatically returned to the ballot. To cancel the Write-In, simply press the checkmark, the checkmark will disappear and a new choice can be made.
- NOTE:** Press backspace key ( ) at top right of keyboard to make corrections.



**WRITE-IN KEYBOARD**

[Empty input field]

1 2 3 4 5 6 7 8 9 0 -

Q W E R T Y U I O P /

A S D F G H J K L ' .

Z X C V B N M , .

SPACE

Cancel OK

**IF NOT DONE PROPERLY, YOUR WRITE-IN VOTE WILL BE VOID AND NOT COUNTED. PLEASE ASK IF YOU HAVE ANY QUESTIONS.**



Return Service Requested

PLEASE NOTE THE LOCATION  
OF YOUR POLLING PLACE BEFORE  
DISCARDING THIS SAMPLE BALLOT.

OFFICIAL GENERAL ELECTION SAMPLE BALLOT  
Tuesday, November 6, 2018



POSTMASTER  
PLEASE DELIVER BY THURSDAY, NOVEMBER 1, 2018

NON-PROFIT ORG.  
U.S. POSTAGE  
**PAID**  
PERMIT NO. 1  
NEW BRUNSWICK, NJ

## OFFICIAL GENERAL ELECTION SAMPLE BALLOT

**GILDA T. GILL**  
Salem County Clerk

Salem County, New Jersey  
November 6, 2018  
Polls Open 6:00 am to 8:00 pm

**THIS BALLOT CANNOT BE VOTED. IT IS A SAMPLE COPY OF  
THE OFFICIAL BALLOT TO BE USED ON ELECTION DAY. YOU MAY  
TAKE THIS SAMPLE BALLOT WITH YOU INTO THE VOTING BOOTH.**

**ADDITIONAL VOTER INFORMATION WILL BE AVAILABLE  
IN ALL VOTING LOCATIONS.**

### HOW TO CAST YOUR VOTES

#### STEP 1

Insert the Voter Card given to you by a poll worker into the yellow-framed slot on the front of the machine.

#### STEP 2

The first page of the official ballot will appear on the screen.

#### STEP 3

To vote for candidates on this ballot, press the circle to the right of your choices. A green checkmark will appear in the circle. (To change a selection, press the checkmark. The checkmark will disappear and a new choice can be made.)

To continue through the ballot, press the **NEXT** arrow in the lower right corner of the screen. The next page of the ballot will be displayed. To review previous pages, press the **BACK** arrow in the lower left corner of the screen.

To review all selections made, press the **REVIEW** button. All of your selections will be displayed. To make a change, press the desired item. The corresponding ballot page will be displayed. Make the necessary changes and press the **RETURN** button to continue.

To vote for a person whose name does NOT appear on this ballot, see **HOW TO CAST A WRITE-IN VOTE** INSTRUCTIONS.

After you have finished making and reviewing all of your choices, press the **DONE** arrow in the lower right corner of the screen on the final page of the ballot.

#### STEP 4

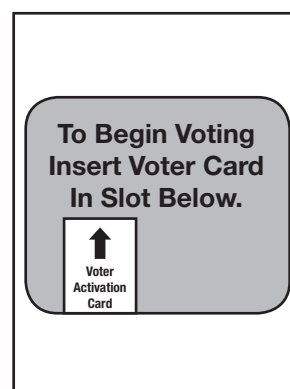
After pressing the **DONE** arrow, the **CAST BALLOT** screen appears. Press the **TOUCH HERE TO CAST YOUR BALLOT** button to finish voting.

#### STEP 5

The voter card will pop out of the yellow framed slot in front of the machine and the **Thank You** Screen will appear. Remove the card and return it to the poll worker.


## THE VOTING PROCESS

### STEP 1




The voter inserts card into the **Yellow Slot** in the front of the machine.

### STEP 2



The first page of voter's ballot will appear on screen.

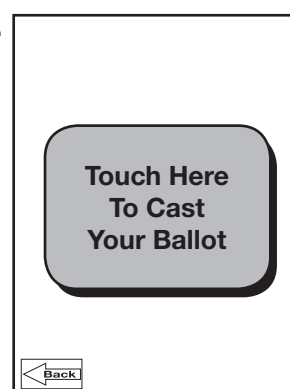
### STEP 3



The voter makes a selection by pressing the circle to the right of his/her choice. A green checkmark will appear in the circle. (To change a selection, the voter presses the checkmark. The checkmark will disappear and a new choice can be made.) To continue through the ballot, press the **NEXT** arrow in the lower right corner of the screen.

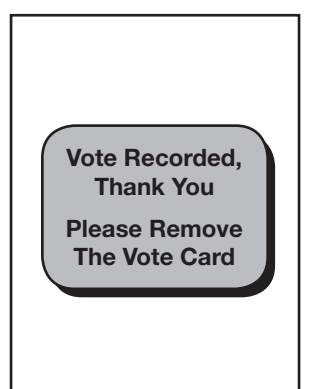
After the voter has finished making and reviewing all of the choices, the voter presses the "DONE" arrow in the lower right corner of the screen.

### STEP 4



After pressing the "DONE" arrow the "CAST BALLOT" screen appears, the Voter presses "CAST BALLOT" to finish voting.

### STEP 5



The voter card will pop out and the screen above will appear. The voter should remove the card and return it to a poll worker.